


# *Building a Pathway to Health Equity*

**Agnes Malate, PhD**

**Co-Chair, FilCom CARES**

**Director, Health Careers Opportunity Program**


**University of Hawai'i at Mānoa**



*Caring. Connecting. Community.*


**Hawai'i Public Health Association 2022 Annual Meeting**

**December 8, 2022**



# ***Presentation Objectives***

- ◆ **Review health disparities and health equity in Hawai'i's Filipino community.**
- ◆ **Learn about FilCom CARES activities and strategies to reduce barriers and increase access to health resources and services.**



# *Presentation Objectives*

- ◆ To appreciate the role of a unified voice and community as a catalyst for change in the health and well-being of the community.
- ◆ Health Workforce and Health Equity.
- ◆ Resources to address systemic barriers.






# About FilCom CARES







# About FilCom CARES

## FILIPINO COMPLETE COUNT COMMITTEE



Congress of Visayan Organizations  
Philippine Consulate General in Honolulu  
Philippine Medical Association of Hawaii  
Ethnic Education Hawai'i  
Diocesan Congress of Filipino Catholic Clubs




**PILIPINOS  
UNDERREPRESENTED  
SCHOLARS  
ORGANIZATION**



FILCOM  
CENTER





# Mission & Vision

## Mission

Growing a stronger and healthier Filipino community in Hawai'i through collaborative partnerships.

## Vision

A unified and engaged community grounded in Filipino values.

### Mission:

Growing a stronger and healthier Filipino community in Hawaii through collaborative partnerships.

### Vision:

A unified and engaged community grounded in Filipino values.

### Values:

Bayanihan


Kapwa

Pamilya (ia)

La Kas

caring  
Connecting  
Community





# Values

**Bayanihan** - Working together for a common goal

**Lakas** - The power of strength in togetherness

**Kapwa** - A shared sense of humanity

Mission:

Growing a stronger and healthier Filipino community in Hawaii through collaborative partnerships.

Vision:

A unified and engaged community grounded in Filipino values.

Values:

Bayanihan

Kapwa


Pamilya (ia)

LaKas

caring  
connecting  
community



*Review health disparities  
and health equity in  
Hawai'i's Filipino community.*




# *Quick Definitions*

## Health Disparity

“Health disparities are the result of differences in and interplay among numerous determinants of health, including biological factors, the environment, health behaviors, sociocultural factors, and the way health care systems interact through complex multilevel pathways.”

## Health Equity

“Health equity is the state in which everyone has a fair and just opportunity to attain their highest level of health.”



# COVID-19 News

## CORONAVIRUS

### RELATED CONTENT

“In terms of risk factors depending into the age

She said since many in those ethnic groups often live in generational homes with family members, they might not be able to isolate as effectively.

“Ideally you would have your own room,” said Buenconsejo-Lum. “You would have your own bathroom. But the reality for many of our population, we live in large generational households perhaps with two to three bedrooms with eight to 12 people.”

Buenconsejo-Lum. “You know, who might work in tourism or who might work in other types of occupations. It’s going to be Pacific Islanders and Filipinos.”

HONOLULU (KHON2) — The Department of Health has released new data on COVID-19 cases reported since March, and it shows how the virus has been spread across age, gender and ethnicity.





## *Getting started with Testing*


HAWAII NEWS

### Free COVID-19 testing being offered on Oahu

“We’re focusing on the communities that have been the hardest hit,” said U.S. Surgeon General Jerome Adams, who has been visiting Oahu to help coordinate the program. He learned that Filipinos have a high percentage of people dying from this virus, and Pacific Islanders are only 4% of the population but 30% of the cases.

“That is astounding to me,” Adams said





# Pre-Vaccine Cases



## Race of COVID-19 Cases, Hawaii 2022

Last updated Wednesday, November 30, 2022 (updated weekly)  
Data as of Monday, November 28, 2022

Number of Cases\*

15,605

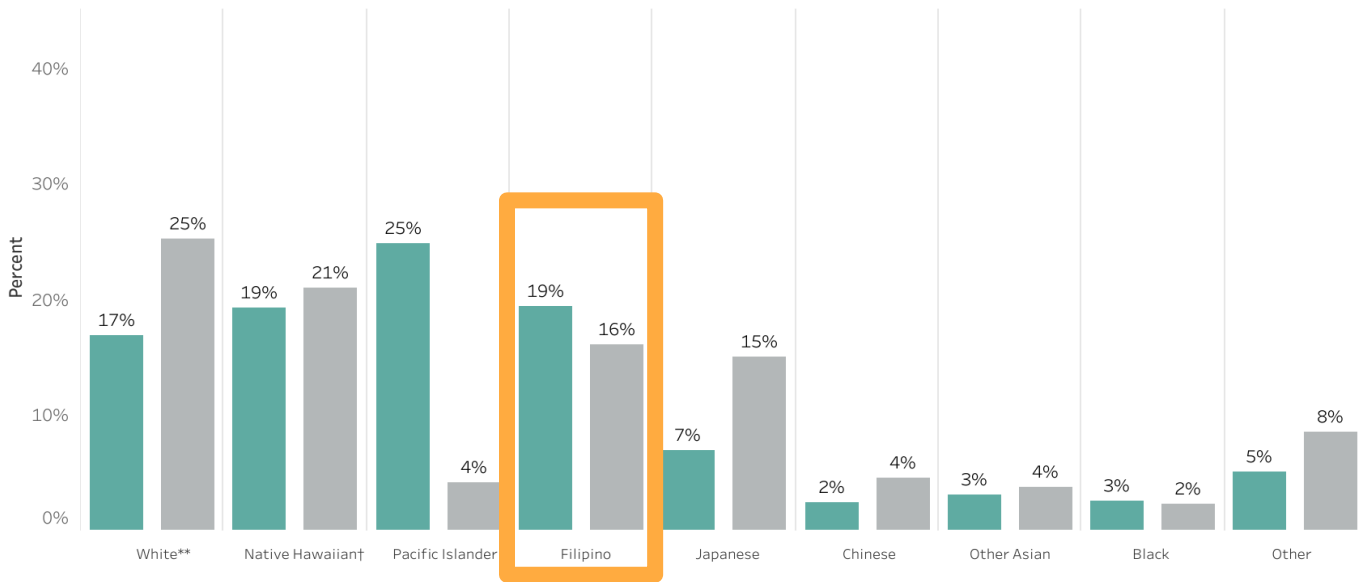
3/8/2020-12/26/2020

Pre-Vaccine Period

### Date Filter

Use the filter to show the distribution of COVID-19 cases for a specific time period

- ☐ Overall
- ☒ Pre-Vaccine Period
- ☐ Post-Vaccine Period
- ☐ Delta Variant Period
- ☐ Omicron Variant Period



Cases\* Pre-Vaccine Period | State Population

Click buttons to navigate to other views



Cases

Outcomes


Time Trends

Table

Footnotes: Based on first non-White race listed; \*\*White with no other race listed; †Native Hawaiian as any listed race.

\*Includes both confirmed and probable cases; Excludes residents diagnosed out-of-state (n=8,894), non-residents (n=6,995), cases with no specific race information available (n=166,647), and cases with no date information (n=2,886)

[Click here for a HDOH report on COVID-19 Health Equity and to learn more about this data.](#)



# Cases through 2021

March 16, 2021


*COVID-19 in Hawai'i: Addressing Health Equity in Diverse Populations*

**Hawai'i State Department of Health Disease Outbreak Control Division Special Report**

Table 1. Trends in racial/ethnic distribution of cases over time, Hawai'i, March 8, 2020 to January 31, 2021 (n=18,045).

|                  | Mar-20 | Apr-20 | May-20 | Jun-20 | Jul-20 | Aug-20 | Sep-20 | Oct-20 | Nov-20 | Dec-20 | Jan-21 | Total |
|------------------|--------|--------|--------|--------|--------|--------|--------|--------|--------|--------|--------|-------|
| White            | 31%    | 40%    | 24%    | 23%    | 7%     | 14%    | 14%    | 12%    | 12%    | 19%    | 25%    | 19%   |
| Native Hawaiian  | 16%    | 12%    | 15%    | 6%     | 7%     | 14%    | 16%    | 20%    | 19%    | 24%    | 22%    | 18%   |
| Pacific Islander | 13%    | 3%     | 15%    | 55%    | 59%    | 37%    | 28%    | 21%    | 35%    | 21%    | 15%    | 23%   |
| Filipino         | 17%    | 19%    | 26%    | 6%     | 16%    | 14%    | 22%    | 26%    | 20%    | 14%    | 18%    | 20%   |
| Japanese         | 6%     | 15%    | 9%     | 6%     | 4%     | 7%     | 8%     | 7%     | 5%     | 6%     | 6%     | 7%    |
| Black            | 5%     | 1%     | 1%     | 0%     | 1%     | 2%     | 2%     | 3%     | 2%     | 4%     | 3%     | 3%    |
| Other Asian      | 2%     | 4%     | 3%     | 0%     | 2%     | 5%     | 4%     | 3%     | 2%     | 3%     | 2%     | 3%    |
| Other            | 7%     | 2%     | 3%     | 3%     | 1%     | 3%     | 4%     | 5%     | 4%     | 6%     | 7%     | 5%    |
| Chinese          | 3%     | 4%     | 4%     | 0%     | 3%     | 3%     | 3%     | 3%     | 2%     | 2%     | 2%     | 3%    |
| Total            | 241    | 286    | 31     | 241    | 998    | 4018   | 2853   | 2181   | 2130   | 2381   | 2685   | 18045 |





# Mortality



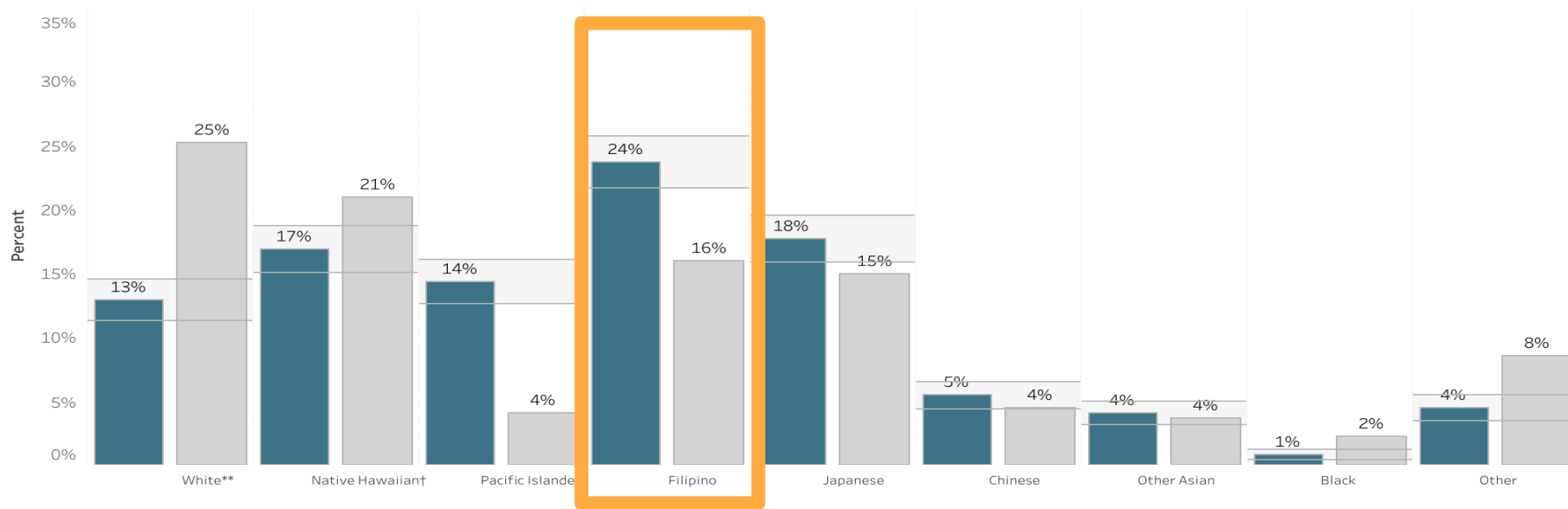
## Race of COVID-19 Cases, Hawaii 2022

Last updated Wednesday, November 30, 2022 (updated weekly)

Data as of Monday, November 28, 2022

Number of Deaths:

**1,657**



Deaths | State Population

Click buttons to navigate to other views



Cases

Outcomes


Time Trends

Table

Footnotes: Based on first non-White race listed; \*\*White with no other race listed; †Native Hawaiian as any listed race.

\*Includes both confirmed and probable cases; Excludes residents diagnosed out-of-state (n=8,894), non-residents (n=6,995), and cases with no specific race information available (n=166,647); Hospitalization status is unknown for 58,830 cases with known race information. Horizontal bands indicate 95% confidence interval for Hospitalization or Death %.

[Click here for a HDOH report on COVID-19 Health Equity and to learn more about this data.](#)



# Mortality through 2021


March 16, 2021

**COVID-19 in Hawai'i: Addressing Health Equity in Diverse Populations**

**Hawai'i State Department of Health Disease Outbreak Control Division Special Report**

Table 2. Percent of COVID-19 cases and deaths by race/ethnicity and gender, Hawai'i, March 8, 2020 to January 31, 2021.

| Proportion of COVID-19 Cases by Race/Ethnicity and Gender |        |      |        | Proportion of COVID-19 Deaths by Race/Ethnicity and Gender |        |      |       |
|---|--------|------|--------|--|--------|------|-------|
| Race  | Female | Male | Total  | Race   | Female | Male | Total |
| White   | 43%    | 57%  | 3,342  | White  | 36%    | 64%  | 36    |
| Native Hawaiian   | 49%    | 51%  | 3,314  | Native Hawaiian  | 44%    | 56%  | 36    |
| Pacific Islander  | 52%    | 48%  | 4,197  | Pacific Islander   | 38%    | 62%  | 93    |
| Filipino  | 52%    | 48%  | 3,520  | Filipino   | 33%    | 67%  | 90    |
| Japanese  | 49%    | 51%  | 1,237  | Japanese   | 41%    | 59%  | 87    |
| Black   | 35%    | 65%  | 529    | Black  | n/a    | n/a  | < 10  |
| Other Asian   | 52%    | 48%  | 524    | Other Asian  | 38%    | 62%  | 26    |
| Other   | 43%    | 57%  | 923    | Other  | n/a    | n/a  | <10   |
| Chinese   | 51%    | 49%  | 455    | Chinese  | 40%    | 60%  | 25    |
| Total   | 49%    | 51%  | 18,041 | Total  | 38%    | 62%  | 393   |



# Testing

## CORONAVIRUS

# New survey confirms disparities when it comes to

Then the

ss to

The state says Japanese and Caucasian residents were more likely to be fully vaccinated than Native Hawaiians and Filipinos.

Updated: Jun 7, 2021 / 06:29 PM HST

Ethnic groups include N


ation rates

SHARE



HONOLULU (KHON2) –The state says these surveys and focus groups they’ve been a year have helped the state with its educational campaign.






# *Vaccinations*


Community advocate and registered nurse Dr. Clementina Ceria-Ulep is executive

In addition, mass vaccination sites that started in Kakaako aren't always accessible to those communities, said May Rose Dela Cruz, co-author of the report and assistant researcher for Native Hawaiian and Indigenous Health at the University of Hawaii Office of Public Health Studies.

“Our elderly don't have access to that ... sometimes it's not within the bus line, there's no transportation for them, said Dela Cruz, representing the Filipino community. “It's best to push it out in the communities — the Catholic churches — that's where we're at for Filipinos. That's the case for many of our vulnerable and minority populations, bring it to the rural communities and help us get it out to our people.”

have not been able to visit.”





# FilCom CARES

## Activities & Strategies

### Culturally and Linguistically Appropriate Materials, Communication, Events

May mga tanong ba kayo tungkol sa  
COVID-19 na bakuna?  
Sulatan ninyo kami sa  
[filcomcares@filcom.org](mailto:filcomcares@filcom.org)

?  
? ?  
Magtanong  
kayo sa:  
Tagalog.  
Ilokano.  
o Inggles ?  
?

Ipapahayag namin sa inyo ang mga pangunahing impormasyon mula sa  
mga pinagkakatiwalaang batayan. Subaybayan ang Frequently Asked  
Questions (FAQ) Fact Sheet nang malaman ang mga sagot sa mga  
kadalasang tanong tungkol sa COVID-19. Makikita itong FAQ sa  
<https://filcomCARES.org>



Bayanihan \* Lakas \* Kapwa

**FILCOM CARES**  
...a weekly radio program



Dr. Agnes Malate




Ms. Clemen C. Montero

## Testing/Vaccinations







# In-Language Materials

**VISIT**  
**FilComCARES.org**

**To get current  
information on  
COVID-19 in  
Ilokano, Tagalog,  
and English**

**See our most recent flyer on what to  
do if you test positive for COVID-19  
(Ilokano version is pictured)**



## COVID-19 and the Omicron Variant



The best way to protect yourself from COVID-19, including the Omicron variant, is to get vaccinated and boosted. (English)

Agpabakuna ken agpabooster dagiti kaimbagan a maaramidyo a panagprotektaryo iti bagiyo laban iti COVID-19 iti baryante nga Omicron. (Ilokano)

Ang magpabakuna at magpabooster ang pinakamabisang gawin para ipagtanggol an sarili laban sa COVID-19 at ang baryanteng Omicron. (Tagalog)

Visit [www.filcomcares.org](http://www.filcomcares.org) for a list of our upcoming vaccination sites  
Find a location near you at [www.hawaiiicovid19.com/vaccine](http://www.hawaiiicovid19.com/vaccine)







# *Social Media*



Facebook Page: [@filcomcareshawaii](#)  
Instagram: [@filcomcares](#)



Social Media accounts started May 2021.



---

Youtube: [@filcomcares](#)  
In development  
Video collaboration with organizations



# Website & Help Line




Website: [filcomcares.org](https://filcomcares.org)  
*In development*  
Video collaboration with  
organizations.



Help Line: [\(808\) 369-5380](tel:8083695380)






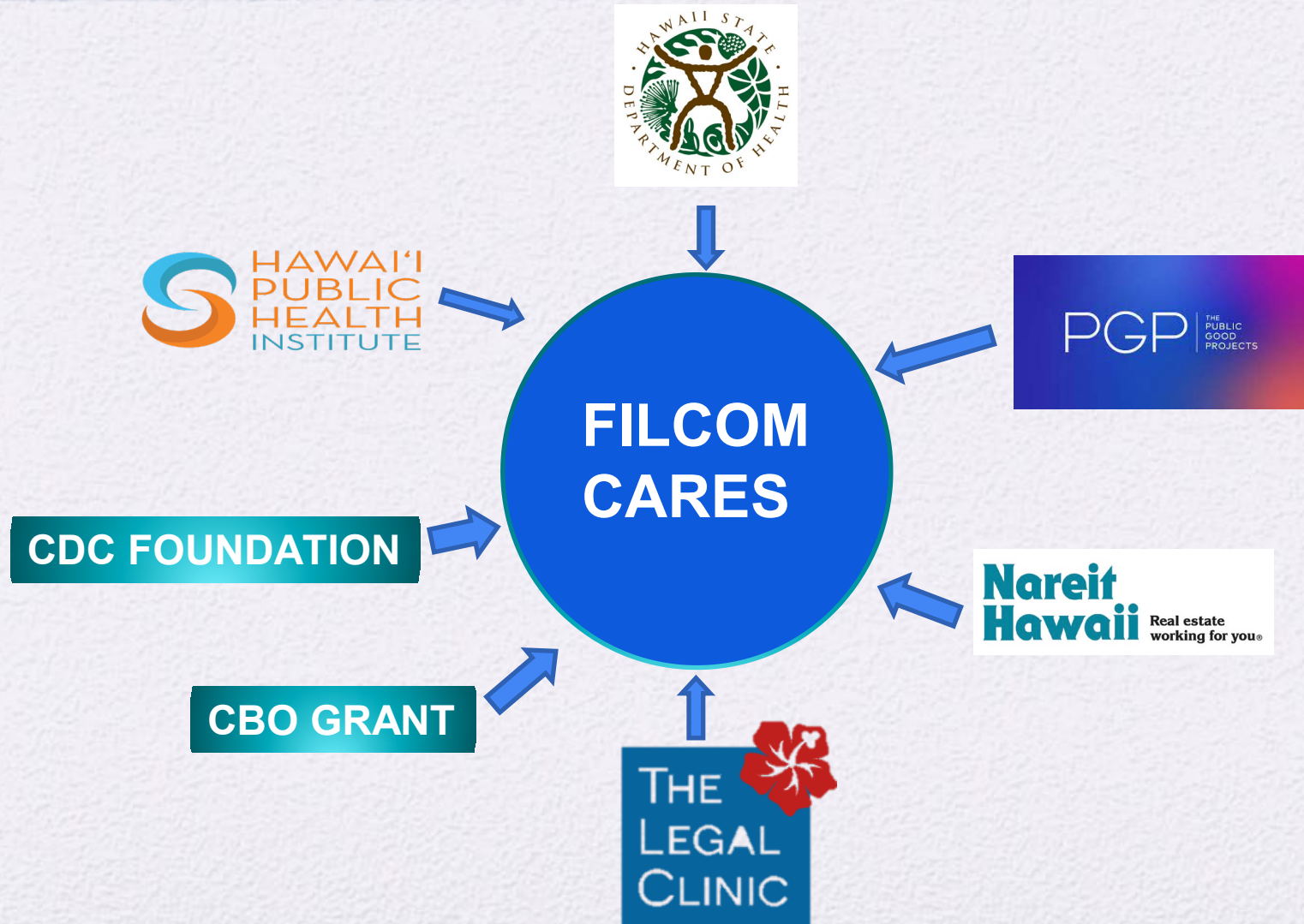
# More Media & Outreach






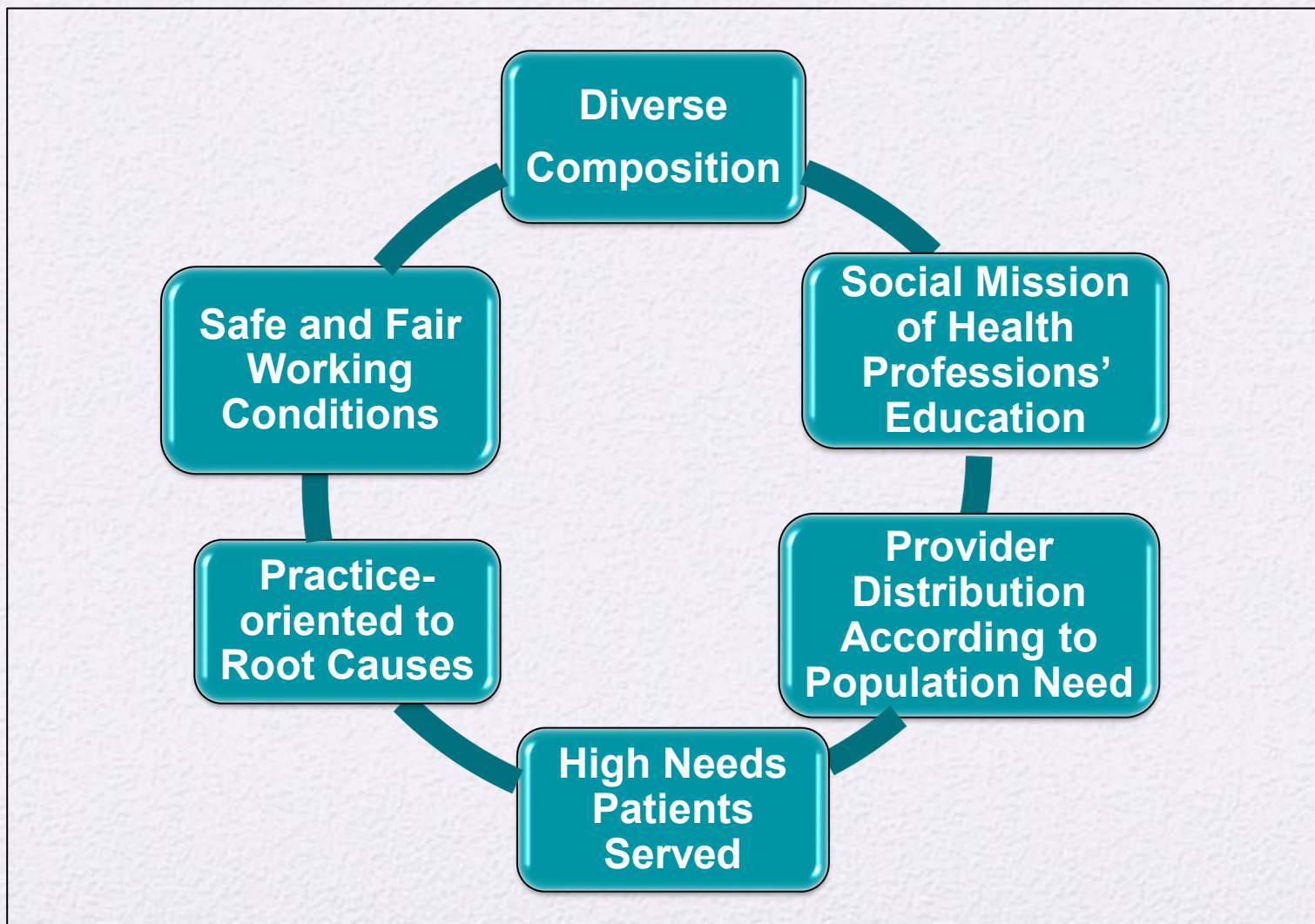


# *Funding Sources*





# Health Workforce Equity Framework








# Diverse Composition

*A Diverse Healthcare Workforce  
for a  
Healthy Community*







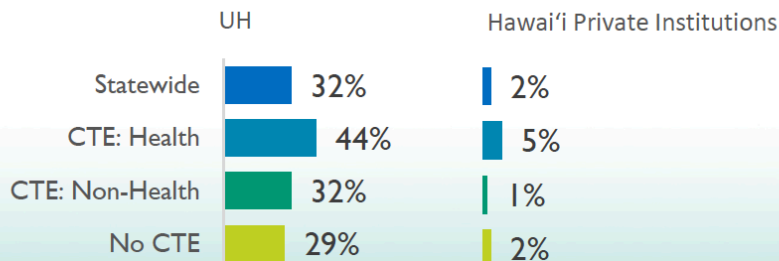
# HIDOE Health “Concentrators”

## Enroll in College

### Enrolled Anywhere Nationwide

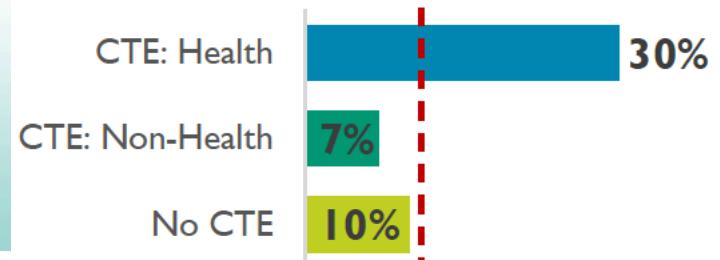


### Enrolled Anywhere in Hawai'i




*HIDOE Class of 2020 graduates postsecondary enrollment in the fall after high school graduation. Nationwide Enrollment based on National Student Clearinghouse and UH enrollment.*

### Enrolled in a Health Major at UH



**11% Overall Completers**

*HIDOE Class of 2014-2016 graduates enrolled at UH in the fall after high school and enrolled in a Health Major within four years.*




# Top Three UH Health Majors

| % Enrolled                   | Top 3 UH Health Majors  |
|------------------------------|---|
| <p>9%</p> <p>Certificate</p> | <p>Veterinary Assisting 36</p> <p>Practical Nursing 19</p> <p>Emergency Medical Technician 18</p>   |
| <p>29%</p> <p>Associate</p>  | <p>Nursing 168</p> <p>Exploratory Health Sciences ^ 109</p> <p>Health Information Technology 63</p> |
| <p>59%</p> <p>Bachelor's</p> | <p>Pre-Nursing ~ 148</p> <p>Kinesiology &amp; Rehab Science 136</p> <p>Nursing 91</p>               |
| <p>3%</p> <p>Graduate</p>    | <p>Pharmacy 22</p> <p>Medicine 5</p> <p>Public Health &lt;5</p>                                     |

^ Exploratory Health Sciences is considered a "meta major" designed for students interested in pursuing a career in health and wellness.

~ Pre-Nursing is not an official UH major. It is a designation for prospective students interested in the nursing program, but who are not yet eligible for direct entry to the program.

Note: Data reflect the highest UH Health major within four years for HIDEOE Class of 2014-2016 graduates enrolled at UH in the fall after high school.



# Health Graduates

## Working in Health Industry

### FOUND WORKING IN HAWAII'S HEALTH INDUSTRY


|                        | Top 3 Majors                 | Graduates | Year 1 | Year 3 | Year 5 |
|------------------------|------------------------------|-----------|--------|--------|--------|
| <b>Certificate</b><br> | Nurse Aide                   | 669       | 18%    | 25%    | 29%    |
|                        | Practical Nursing            | 291       | 54%    | 67%    | 62%    |
|                        | Emergency Medical Technician | 266       | 18%    | 27%    | 28%    |
|                        |                              |           |        |        |        |
| <b>Associate</b><br>   | Nursing                      | 739       | 65%    | 69%    | 67%    |
|                        | Radiologic Technology        | 94        | 79%    | 83%    | 77%    |
|                        | Physical Therapist Assistant | 82        | 56%    | 41%    | 29%    |
|                        |                              |           |        |        |        |
| <b>Bachelor's</b><br>  | Nursing                      | 995       | 64%    | 69%    | 63%    |
|                        | Pharmacy Studies             | 336       | 3%     | 3%     | 4%     |
|                        | Kinesiology & Rehab Sciences | 277       | 15%    | 10%    | 13%    |
|                        |                              |           |        |        |        |
| <b>Graduate</b><br>    | Nursing                      | 307       | 54%    | 53%    | 49%    |
|                        | Medicine                     | 307       | 2%     | *      | 19%    |
|                        | Public Health                | 154       | 12%    | 13%    | 12%    |
|                        |                              |           |        |        |        |

\* Data suppressed to protect student privacy due to insufficient sample size

UH graduates from academic years 2010-11 to 2014-15 found in Hawaii's unemployment insurance wage data in years 1, 3, and 5 after graduation. Health industry determined by employer's North American Industry Classification System (NAICS) code. Healthcare employers may not fall into health NAICS codes.



*What resources are  
needed to better address  
the systemic barriers to  
individual and community  
health?*



# *Health Graduates*

## *Working in Health Industry*

- ❖ **Assist students navigate path from high school to undergraduate and graduate school.**
- ❖ **Provide support for students to gain the knowledge and skills to pursue health careers.**
- ❖ **Cultivate a nurturing environment for students to thrive.**



# Community Cultural Wealth

Aspirational



Social



Familial



Resistance



Navigational



Linguistic



\*

Community Cultural Wealth

\*

Community Cultural Wealth



*Appreciate the role of a unified voice and community as a catalyst for change in the health and well-being of the community.*







# Community, Partners, Collaborators & Influencers

Aloha Harvest  
Bamboo Catering  
CDC Foundation  
City & County of Honolulu  
Cools in Catering by Sinublan  
Co-Cathedral of St. Theresa  
Congress of Visayan Organizations  
Diocesan Congress of Filipino Catholic Clubs  
Ethnic Education Hawai'i  
Farrington High School  
Filipino-American Historical Society of Hawai'i  
Hawaii Nursing Advocates and Mentors, Inc.  
Hawai'i Public Health Institute  
Hawaii's Plantation Village  
Health Careers Opportunities Program  
iHeart Radio 93.9 FM  
JABSOM Tropical Medicine Clinical Laboratory  
Kaiser Permanente  
Kalihi-Palama Health Center  
KNDI Radio 1270 AM  
Knights of Rizal - Hawai'i Chapter  
KPHI Radio 96.7 FM  
KPRP Radio 650 AM  
L & L Hawaiian Barbecue - Airport  
The Legal Clinic  
Mālama Molokai Wellness  
Marshallese Organization of Hawai'i


Nareit Hawai'i  
Oahu Council of Filipino Catholic Clubs  
Oahu Filipino Community Council  
Office of Language Access  
Office of Councilmember Radiant Cordero  
Our Lady of the Mount Church  
Our Lady of Perpetual Help Church  
Our Lady of Sorrows Church  
Pear Suite, Inc.  
Philippine Consulate General in Honolulu  
Philippine Medical Association of Hawai'i  
Premier Medical Group Hawai'i  
Project Vision Hawaii  
The Public Good Projects  
Sacred Heart Church Wai'anae  
St. Anthony Church Kalihi  
St. Michael Church  
St. Roch Church Kahuku  
St. Theresa Church Kihei  
State of Hawai'i Department of Health  
Timpuyog Organization, UH-Mānoa  
Emme Tomimbang  
Treasure Box Studios  
UH-Mānoa Fil-Am Alumni Group  
United Filipino Council of Hawai'i  
University of Hawai'i at Mānoa  
November 2021



# *What Are the Lessons Learned & Resources to Achieve Health Equity?*








# References

- Centers for Disease Control and Prevention. (2022, May 10). *Health Equity - Office of Minority Health and Health Equity - CDC*. Centers for Disease Control and Prevention. Retrieved May 21, 2022, from <https://www.cdc.gov/healthequity/index.html>
- U.S. Department of Health and Human Services. (n.d.). *NIH Minority Health and Health Disparities Strategic Plan 2021-2025*. National Institute of Minority Health and Health Disparities. Retrieved May 21, 2022, from <https://www.nimhd.nih.gov/about/strategic-plan/nih-strategic-plan-directors-foreword.html>
- Hawai'i State Department of Health (2021). COVID-19 in Hawai'i: Addressing Health Equity in Diverse Populations. Disease Outbreak Control Division: Special Report. Honolulu, Hawai'i
- [https://health.hawaii.gov/coronavirusdisease2019/tableau\\_dashboard/race-ethnicity-data/](https://health.hawaii.gov/coronavirusdisease2019/tableau_dashboard/race-ethnicity-data/)



# Contact

**Agnes Malate, PhD**

**[agnescares@filcom.org](mailto:agnescares@filcom.org)**

**[amalate@hawaii.edu](mailto:amalate@hawaii.edu)**

**(808) 956-4644**

***Mahalo! Dios ti aguzina! Salamat! Thanks!***